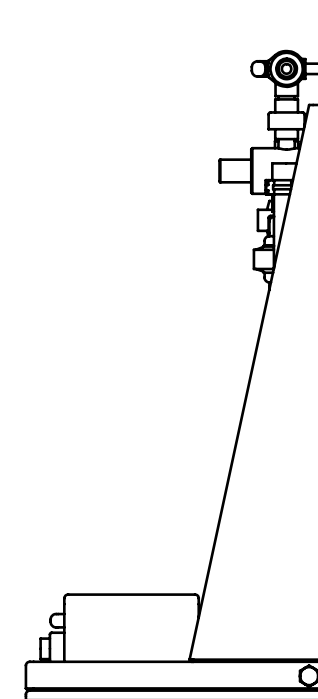
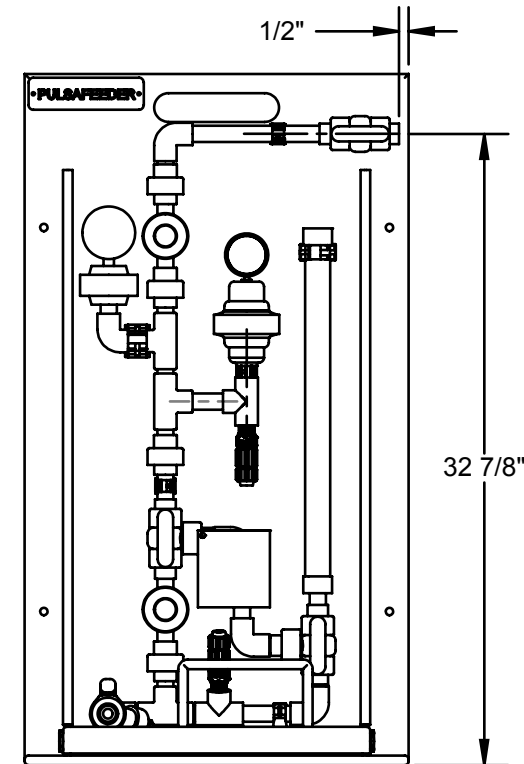
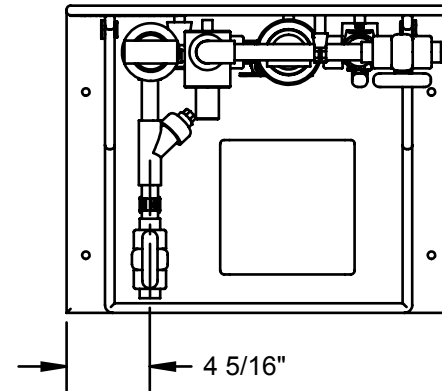


(PUMP MOUNTING)

| REVISIONS | | | |
|-----------|---|----------|----------|
| REV. | DESCRIPTION | DATE | APPROVED |
| A | RELEASE ECO 00203 | 10-16-08 | MD |
| B | ADD LONGER SCREW FOR NEW SPACERS. ECO 00334 | 01/08/10 | JH |



BILL OF MATERIAL

| ITEM NO. | PART NUMBER | DESCRIPTION | QTY. |
|----------|----------------|--|------|
| 1 | PES00018CF-001 | PIPING ASSEMBLY, RT, COLUMN FILL (VITON) | 1 |
| 2 | PES00000 | SKID BASE WELDMENT, SIMPLEX/STANDARD | 1 |
| 3 | 03-043-00 | PLUG, PVC-80, 1/2" T | 2 |
| 4 | PES00032 | CARD, COLUMN FILL, LAMINATED | 1 |
| 5 | J25334 | PULSAFEEDER NAME PLATE | 1 |
| 6 | U0810036 | #10-32 X 1.7" SCREW | 6 |
| 7 | L9801300-188 | #10 FLAT WASHER | 6 |
| 8 | 06-011-02 | #10-32 TEE NUT | 6 |
| 9 | U0810386 | #10-32 X 1" SCREW | 2 |
| 10 | L9804000-000 | #10-32 LOCK NUT | 4 |
| 11 | J42310 | CABLE TIE | 1 |
| 12 | U0900857 | SCR(SST), 6-20 X.38 TYPE-BT PHP | 2 |
| 13 | L9803300-188 | SCREW(SST), #10-32 X 2.0 PHP | 2 |

PROPRIETARY AND CONFIDENTIAL
THE INFORMATION CONTAINED IN
THIS DRAWING IS THE SOLE
PROPERTY OF
PULSAFEEDER SPO. ANY
REPRODUCTION IN PART OR AS A
WHOLE WITHOUT THE WRITTEN
PERMISSION OF PULSAFEEDER
IS PROHIBITED.

UNLESS OTHERWISE SPECIFIED:

DIMENSIONS ARE IN INCHES
TOLERANCES:
FRACTIONAL ±1/64
ANGULAR: ± 1/2°
X.X=.050in.
X.XX=.015in.
X.XXX=.005in.

INTERPRET GEOMETRIC
TOLERANCING PER:
ASME Y14.5M-1994

MATERIAL
(SEE NOTES)

FINISH
(SEE NOTES)

DO NOT SCALE DRAWING

| | NAME | DATE |
|-----------|------|----------|
| DRAWN | PEC | 10-16-08 |
| ENG APPR. | MD | 10-16-08 |
| | | |
| | | |

COMMENTS:



TITLE:
**SKID ASSEMBLY,
SIMPLEX STANDARD,
COL FILL, (VITON SEALS)**

| SIZE | DWG. NO. | REV |
|----------|------------------|-----|
| B | PES1S-VCF | B |

SCALE: 1:1

SHEET 1 OF 1