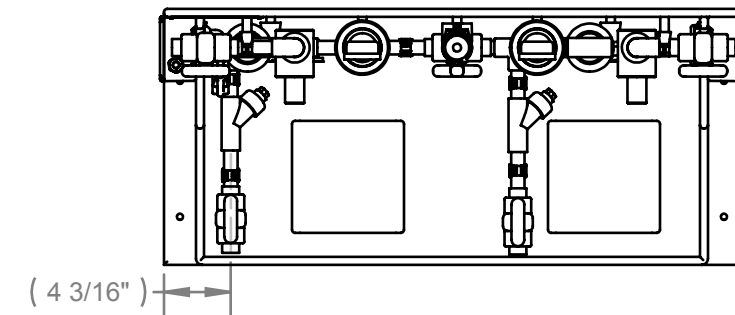
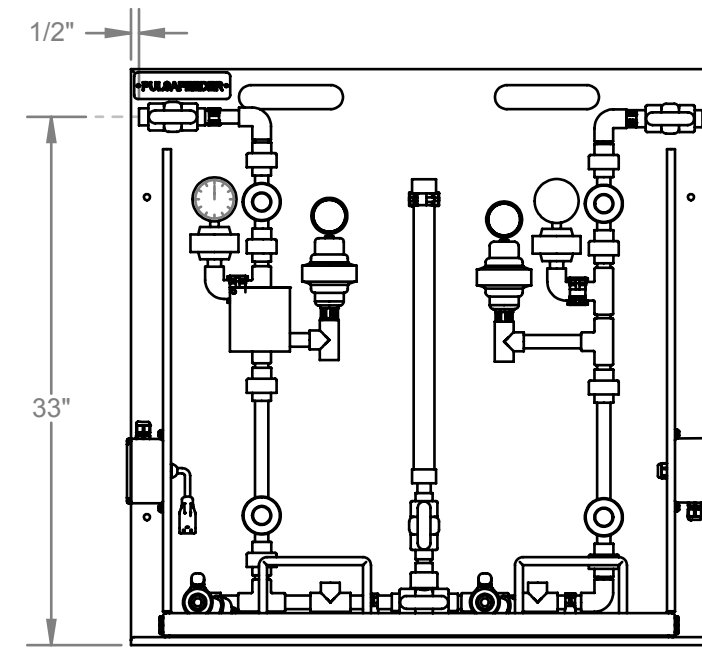
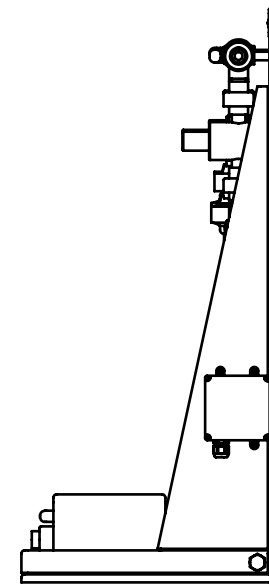


REVISIONS			
REV.	DESCRIPTION	DATE	APPROVED
A	RELEASE	01/04/10	PEC



BILL OF MATERIAL			
ITEM NO.	PART NUMBER	DESCRIPTION	Default/QTY.
1	PES00013607	SKID BASE WELDMENT, (STANDARD/DUPLEX)	1
2	PES00035-000	PIPING ASSEMBLY, LEAD-STANDBY - STANDARD(VITON SEALS)	1
3	03-043-00	PLUG, PVC-80, 1/2" T	2
4	J25334	PULSAFEEDER NAME PLATE	1
5	16-288-03-02	PVC JUNCTION BOX 4X4X2 (ALTERED)	2
6	PES00033	CARD, JUNCTION BOX WIRING, LAMINATED	1
7	06-138-07	LIQ.TITE(NYL),.19-.39IN.RANGE	4
8	06-061-13	TERM,BLCK,4 PIN SCREW TYPE	2
9	U0900857	SCREW, #6 X .38 TYPE-BT	2
10	13-003-03-1	PIGTAIL 115V	2
11	L9809602-188	SCREW(SST), #8 X 1/2 LNG TYPE-BT (TYPE-25)	8
12	06-011-02	#10-32 TEE NUT	14
13	U0810036	SCREW #10-32 X 1.7"	8
14	L9801300-188	#10 FLAT WASHER	14
15	U0810386	SCREW, #10-32 X 1"	8
16	L9804000-000	#10-32 LOCK NUT	8
17	L9803300-188	SCREW(SST), #10-32 X 2.0 PHP	6

PROPRIETARY AND CONFIDENTIAL
THE INFORMATION CONTAINED IN
THIS DRAWING IS THE SOLE
PROPERTY OF
PULSAFEEDER SPO. ANY
REPRODUCTION IN PART OR AS A
WHOLE WITHOUT THE WRITTEN
PERMISSION OF PULSAFEEDER
IS PROHIBITED.

UNLESS OTHERWISE SPECIFIED:		NAME	DATE		
DIMENSIONS ARE IN INCHES TOLERANCES: FRACTIONAL ±1/64 ANGULAR: ± 1/2° X.X=.050in. X.XX=.015in. X.XXX=.005in.		DRAWN	PEC		01/04/10
INTERPRET GEOMETRIC TOLERANCING PER: ASME Y14.5M-1994		ENG APPR.	PEC	01/04/10	TITLE: SKID ASSEMBLY, LEAD-STANDBY, STANDARD, VITON SEALS (JUNCTION BOXES)
MATERIAL (SEE NOTES)		COMMENTS:			SIZE DWG. NO. REV
FINISH (SEE NOTES)					B PES2A-V-607 A
DO NOT SCALE DRAWING					SCALE: 1:1 SHEET 1 OF 1