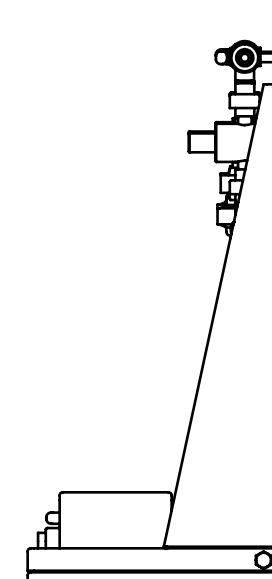
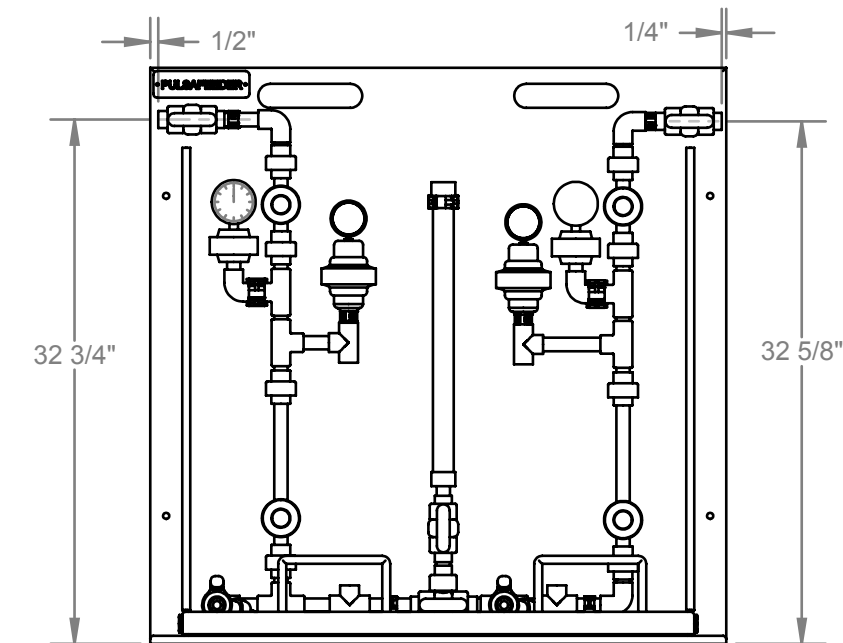
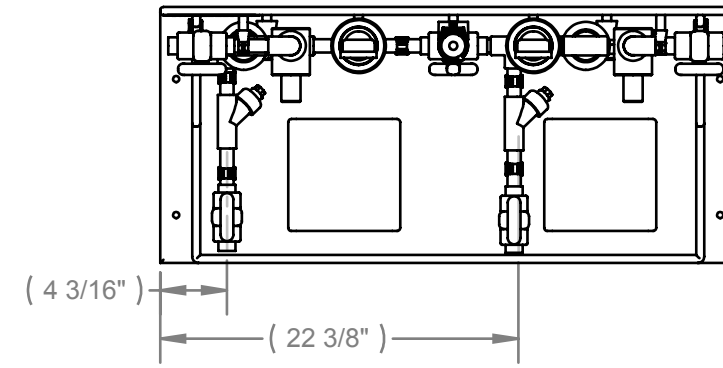
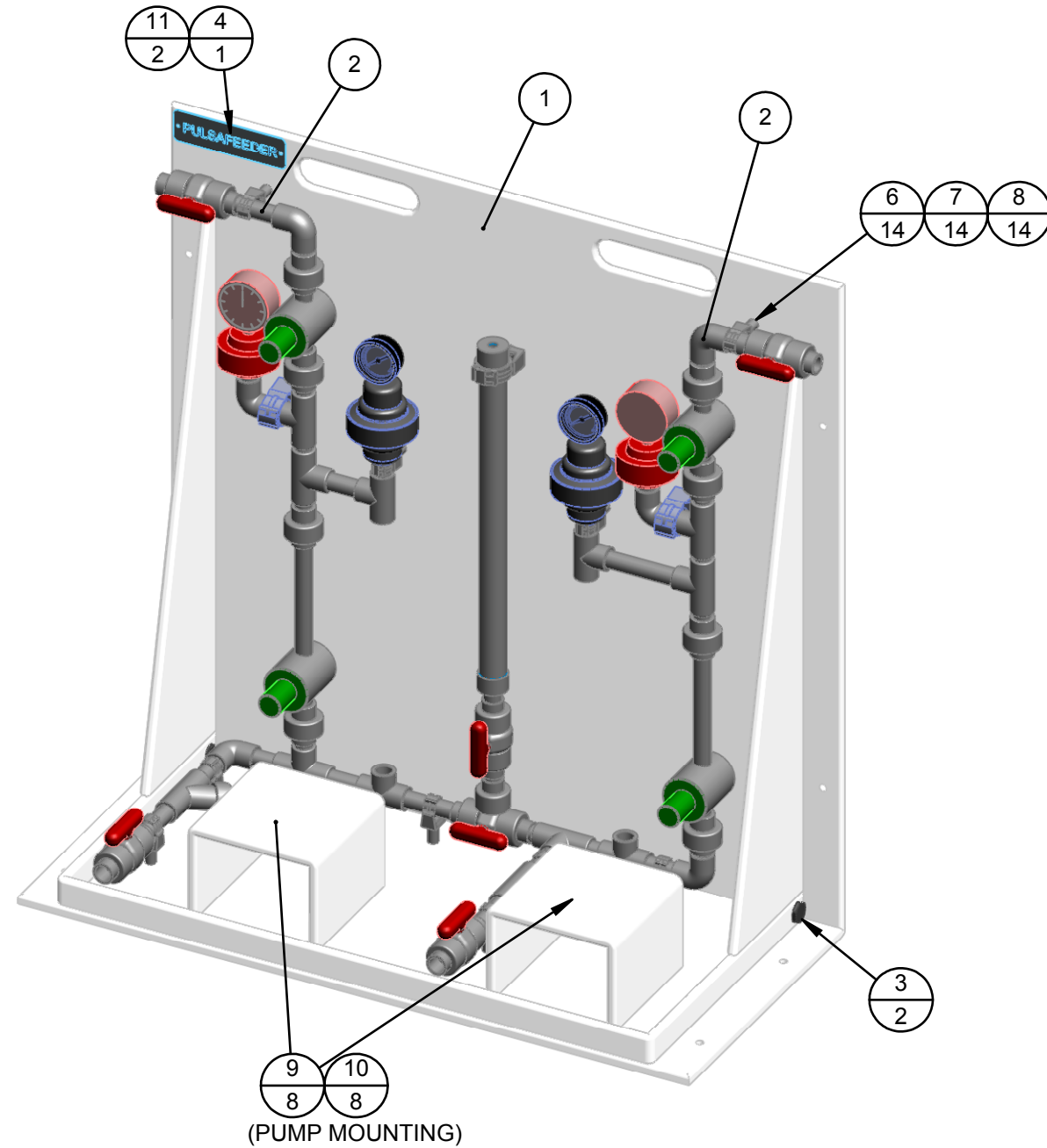


REVISIONS

REV.	DESCRIPTION	DATE	APPROVED
A	RELEASE	12/29/08	PEC



BILL OF MATERIAL

ITEM NO.	PART NUMBER	DESCRIPTION	Default/QTY.
1	PES00013-001	SKID BASE WELDMENT, (STANDARD/DUPLEX)	1
2	PES00035-000	PIPING ASSEMBLY, LEAD-STANDBY - STANDARD(VITON SEALS)	1
3	03-043-00	PLUG, PVC-80, 1/2" T	2
4	J25334	PULSAFEEDER NAME PLATE	1
5	06-011-02	#10-32 TEE NUT	14
6	U0810036	SCREW #10-32 X 1.7"	14
7	L9801300-188	#10 FLAT WASHER	14
8	U0810386	SCREW, #10-32 X 1"	8
9	L9804000-000	#10-32 LOCK NUT	8
10	U0900857	SCREW, (SST) 6-20 X .38 TYPE-BT PHP	2

PROPRIETARY AND CONFIDENTIAL
THE INFORMATION CONTAINED IN
THIS DRAWING IS THE SOLE
PROPERTY OF
PULSAFEEDER SPO. ANY
REPRODUCTION IN PART OR AS A
WHOLE WITHOUT THE WRITTEN
PERMISSION OF PULSAFEEDER
IS PROHIBITED.

UNLESS OTHERWISE SPECIFIED:

DIMENSIONS ARE IN INCHES
TOLERANCES:
FRACTIONAL: ±1/64
ANGULAR: ± 1/2°
X.X=.050in.
X.XX=.015in.
X.XXX=.005in.

INTERPRET GEOMETRIC
TOLERANCING PER:
ASME Y14.5M-1994

MATERIAL (SEE NOTES)

FINISH (SEE NOTES)

DO NOT SCALE DRAWING

	NAME	DATE
DRAWN	PEC	12/29/08
ENG APPR.	PEC	12/29/08

COMMENTS:



TITLE:
SKID ASSEMBLY, LEAD-STANDBY, STANDARD, VITON SEALS

SIZE	DWG. NO.	REV
B	PES2A-V	A

SCALE: 1:1 SHEET 1 OF 1