

PREFABRICATED SYSTEMS

COOLING TOWER CONTROL SYSTEMS



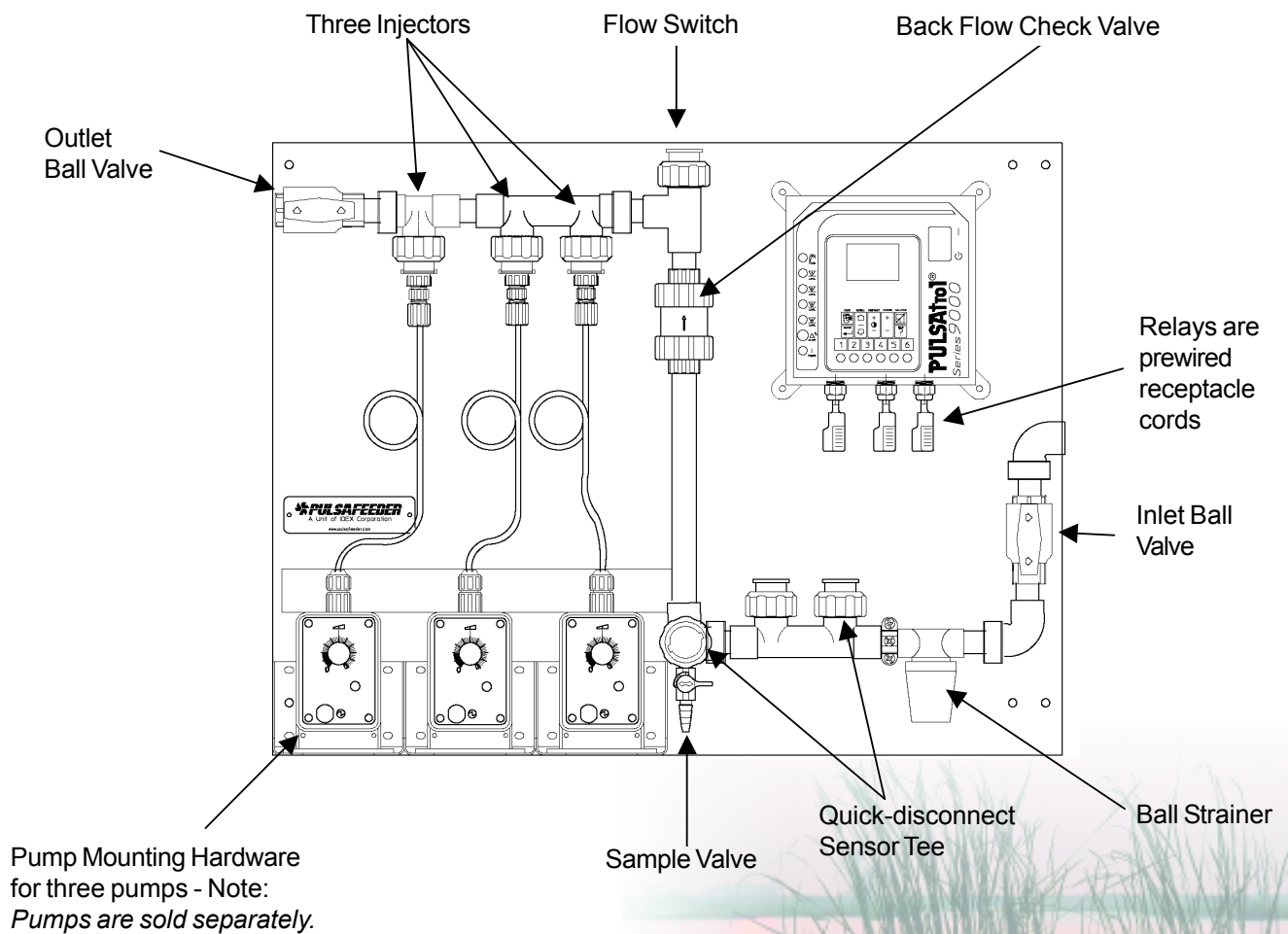
Series 9000 Optional Panel System - pH, ORP & Conductivity

Optional panel selections feature 'quick-disconnect' sensor tees for all parameters; three injectors for inhibitor, biocides, acids or caustic chemicals and mounting hardware for three pumps. Standard features include ball valves on the inlet and outlet, a back flow check valve before the injection point and a strainer before the sensors to prevent large particles from fouling the sensors.

Panel Dimensions = 36" x 28" (w/h) (91.4cm x 71.1cm)

Option "B" - pH, ORP & Conductivity (Prewire)

Pump and bleed relays are pre-wired into outlet receptacles (pigtailed).

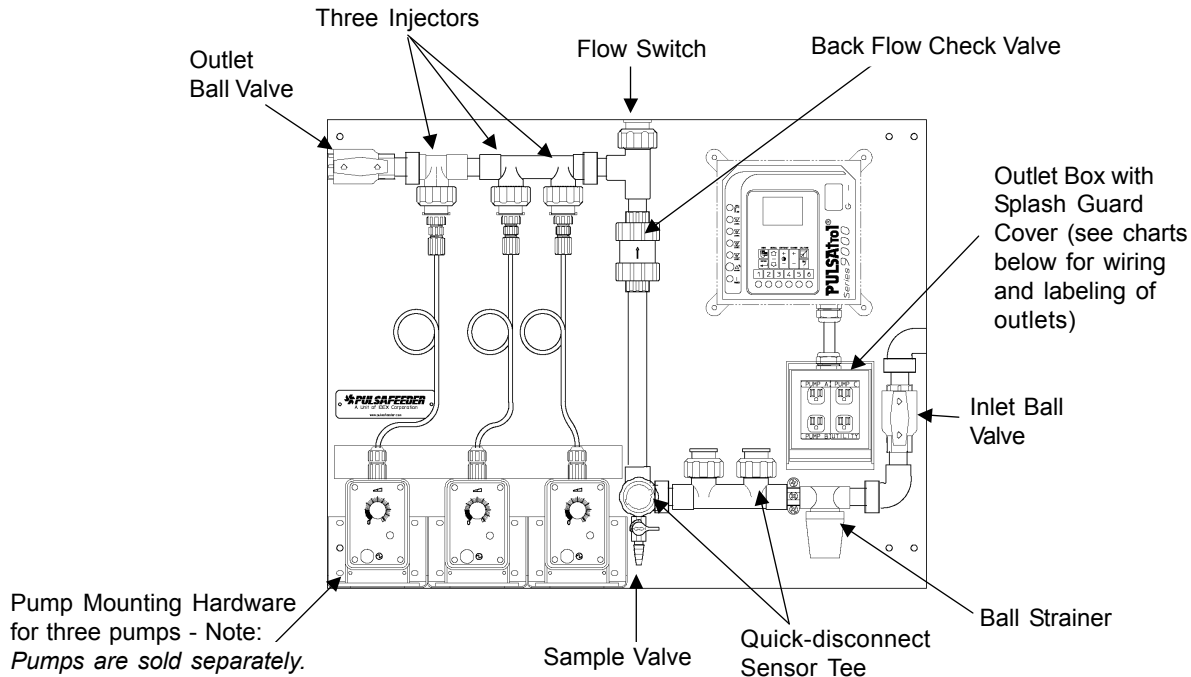


technology
innovation diversity
excellence

Series 9000 Optional Panel System - pH, ORP & Conductivity

Option "D" - pH, ORP & Conductivity (Conduit)

Pump and bleed relays are wired into a watertight outlet box with splash guard cover.



The charts below show standard receptacle wiring and labeling for conduit units based on model type:

Standard 9200 Panel System Wiring (Conduit)

Model #	Position #1	Position #2	Position #3	Position #4
MC9210_	Timer #1	Alarm Relay	Utility	Utility
MC9210_A	Timer #1	Bio "A"	Alarm Relay	Utility
MC9210_B	Timer #1	Bio "A"	Bio "B"	Utility
MC9220_	pH Control	Timer #1	Alarm Relay	Utility
MC9220_A	Timer #1	Bio "A"	Alarm Relay	Utility
MC9220_B	Timer #1	Bio "A"	Bio "B"	Utility
MC9230_	pH Control	Timer #1	Alarm Relay	Utility
MC9230_A	pH Control	Timer #1	Bio "A"	Utility

The Bleed Relay (on applicable models) and Input Power to the Controller is wired through the outlet box for customer hook-up.

Standard 9500 Panel System Wiring (Conduit)

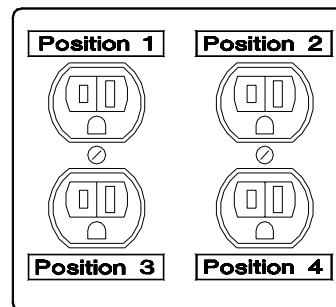
Model #	Position #1	Position #2	Position #3	Position #4
MC9510_	Timer #1	Timer #2	Timer #3	Alarm Relay
MC9520_	ORP Feed	Timer #1	Timer #2	Timer #3
MC9530_A	pH Control	Timer #1	Timer #2	Timer #3
MC9530_B	Acid	Caustic	Timer #1	Timer #2
MC9540_A	pH Control	Timer #1	Timer #2	Timer #3
MC9540_B	Acid	Caustic	Timer #1	Timer #2
MC9550_A	pH Control	ORP	Timer #1	Timer #2
MC9550_B	Acid	Caustic	ORP	Timer #1

The Bleed Relay and Input Power to the Controller is wired through the outlet box for customer hook-up.

Standard 9300 Panel System Wiring (Conduit)

Model #	Position #1	Position #2	Position #3	Position #4
MC9310_	Timer #1	Timer #2	Timer #3	Alarm Relay
MC9320_	ORP Feed	Timer #1	Timer #2	Timer #3
MC9330_A	pH Control	Timer #1	Timer #2	Timer #3
MC9330_B	Acid	Caustic	Timer #1	Timer #2

The Bleed Relay and Input Power to the Controller is wired through the outlet box for customer hook-up.



An ISO Certified Company



A Unit of IDEX Corporation

Standard Product Operations

27101 Airport Road • Punta Gorda, Florida 33982
 TEL (941) 575-3800 • TEL 800-333-6677
 FAX (941) 575-4085 • FAX 800-456-4085
 spotech@pulsa.com • www.pulsa.com