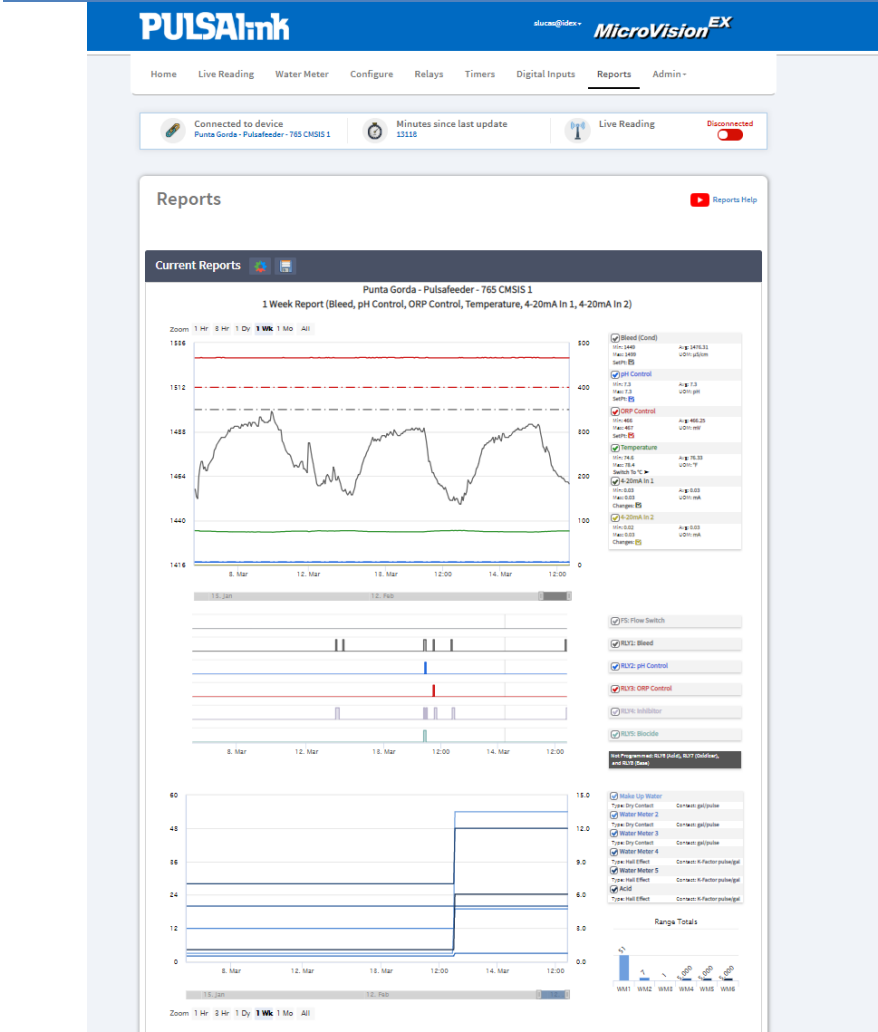
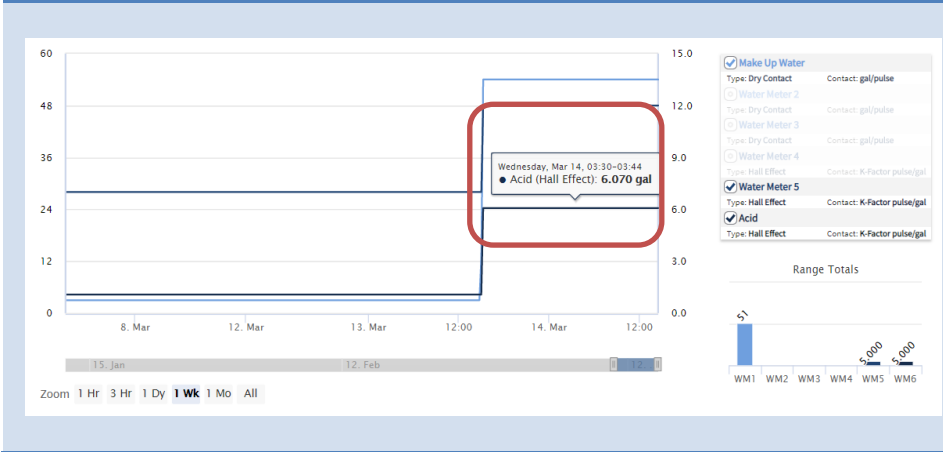


Water Meter Reports



Water meters historic data is now available on PULSALink Reports.

The meters chart is a line graph below the relay chart. The zoom/range control is synced across all time sensitive charts.

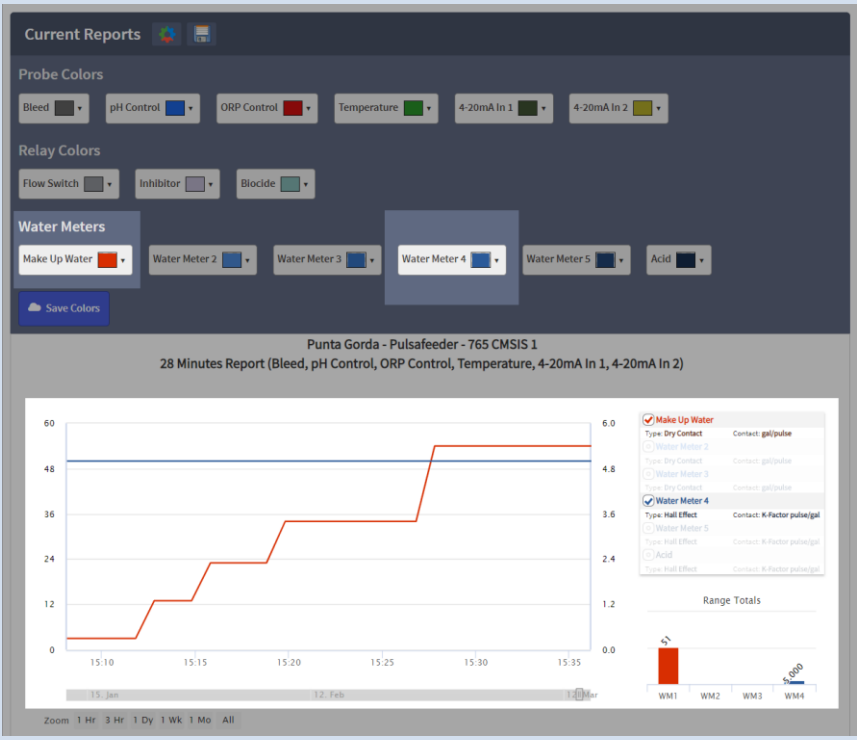


Custom names functional.



Column graph shows the current total in the range.

Example: 13 gal max – 3 gal = 10 gal total.



Custom colors ready.

The screenshot shows the 'Reports' section of the PULSAlink interface. At the top, there are three status indicators: 'Connected to device' (MVEX - Pulsafeeder - 765001), 'Minutes since last update' (1), and 'Live Reading' (Disconnected). Below this is a 'Reports' header with a 'Reports Help' link. The main content is a table of 'Report Templates' with columns for Name, Recipients, Previous Report, Upcoming Report, and Options. The table lists three templates: 'Weekends', 'Water Meters', and 'Our Reports'. The 'Water Meters' template is highlighted. At the bottom, there is a pagination control showing 'Page: 1 - 3 / 3 (3)' and '5 per page'.

Name	Recipients	Previous Report	Upcoming Report	Options
Weekends	john.doe@pulsalink.net	January 04 2018 14:30	January 05 2019 14:30	Edit Delete
Water Meters	youtube@pulsalink.net	January 05 2019 09:30	January 06 2019 9:30	Edit Delete
Our Reports	groupreport@pulsalink.net, Show more...	December 15 2018 05:00	January 15 2019 05:00	Edit Delete

Water meters can be added to scheduled reports.

The screenshot shows the 'Report Wizard' configuration page in the PULSAlink interface. The page has a blue header with the 'PULSAlink' logo and 'MicroVision EX' branding. Below the header is a navigation menu with items: Home, Live Reading, Water Meter, Configure, Relays, Timers, Digital Inputs, Reports, and Admin. The main content area is titled 'Report Wizard' and contains 'Graph Settings'. The 'Report Name' field is set to 'Water Meters'. There are three main sections: 'Include Probe Graph' (Yes), 'Include Relay Graph' (Yes), and 'Include Water Meter Graph' (Yes). The 'Include Water Meter Graph' section is highlighted with a red box and contains a list of options: 'Make Up Water', 'Water Meter 2', 'Water Meter 3', 'Water Meter 4', 'Water Meter 5', and 'Acid'. The 'Make Up Water' and 'Water Meter 4' options are checked.

Options for water meters will be included in the report wizard.

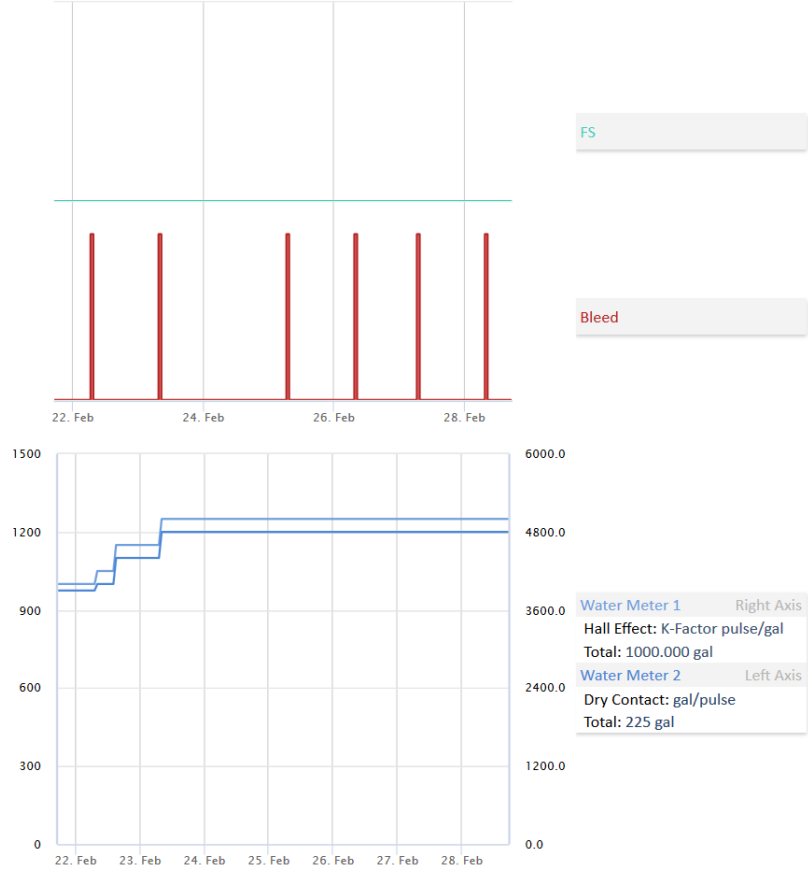
Water Meters

MVEX - Pulsafeeder - 1 Week Report



Report Dates: 02/21/2019 17:39 - 02/28/2019 17:38

Filter: Bleed



Scheduled report .PDF with water meters. Totals value included in the legend.